




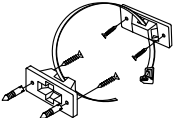
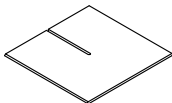
5108 - 40 / 5496 - 40
SERVER / DESSERT

Thank you for purchasing this product. Please take time to read and follow the instructions below. Check that you have all parts and hardware before assembly. Parts apparently missing are often found in the packing materials. If you do not have all the parts listed, have your dealer contact us and they will be sent to you immediately.

Merci d'avoir acheté ce produit. Veuillez lire et suivre les instructions ci-dessous. Vérifiez avant le montage que vous avez toutes les pièces et fixations. Les pièces qui semblent manquer se trouvent souvent dans les matériaux d'emballage. Si vous n'avez pas toutes les pièces de la liste, demandez à votre détaillant et nous vous les enverrons immédiatement.

 For items use on wooden floor, hard surfaces or carpets, it is recommended to Install protective pads under all legs and supports to avoid/prevent from damages/scratches and discoloration.

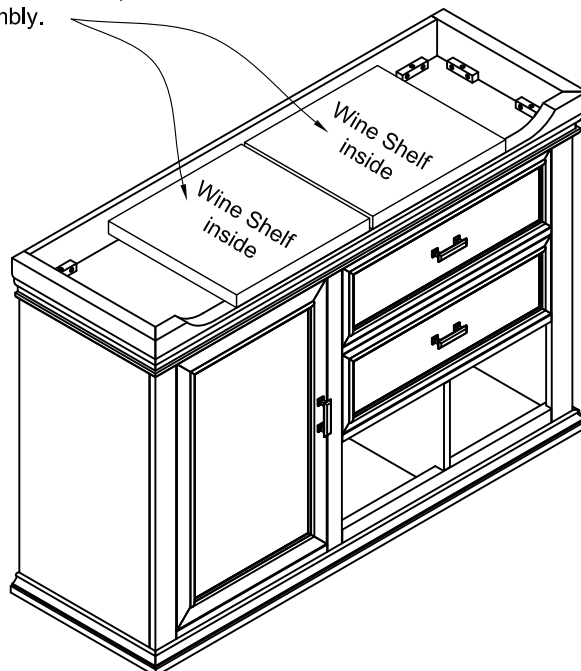
 Pour les articles utilisés sur un plancher en bois, des surfaces dures ou tapis, il est recommandé d'installer des mordaches de protection sous tous les jambes et prend en charge pour éviter/empêcher de dommages/raures et la décoloration.

NO.	PARTS LIST/ LISTE DE PIÈCES			NO.	HARDWARE LIST/ LISTE DE QUINCAILLERIE		
A	Server Desserte		1pcs 1pièce		Anti Tipping Restriant		1 SET
B	Shelf Vin Tablette		4pcs 4pièce				

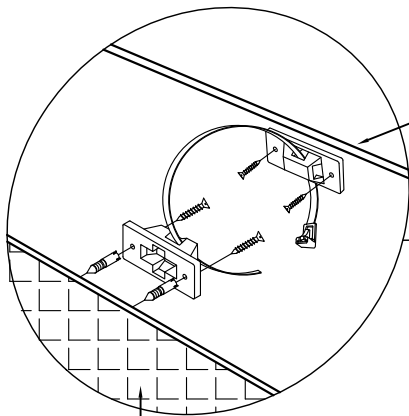
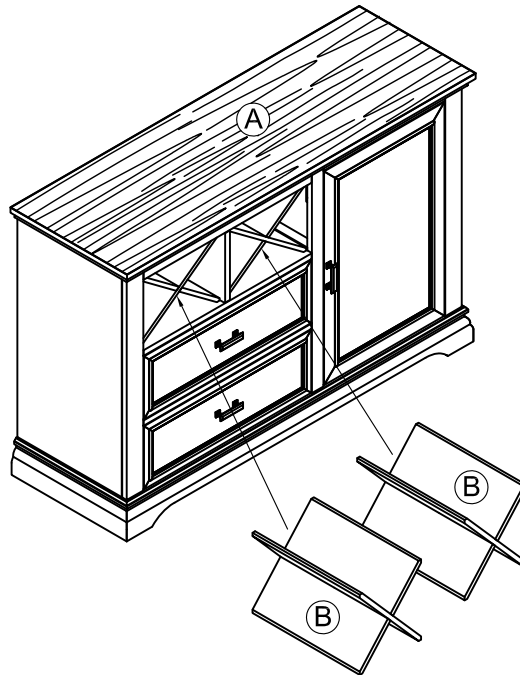
*HARDWARE SET ARE PACKED IN #5108 - 40 / 5496 - 40 FOR ASSEMBLY

DO NOT TIGHTEN BOLTS UNTIL COMPLETELY ASSEMBLED
 NE PAS SERRER LES BOULONS JUSQU'À CE QUE LE MONTAGE SOIT COMPLETMENT TERMINE

Noted: Wine Shelf are stored in a small box at the bottom panel of the server, please take out for assembly.

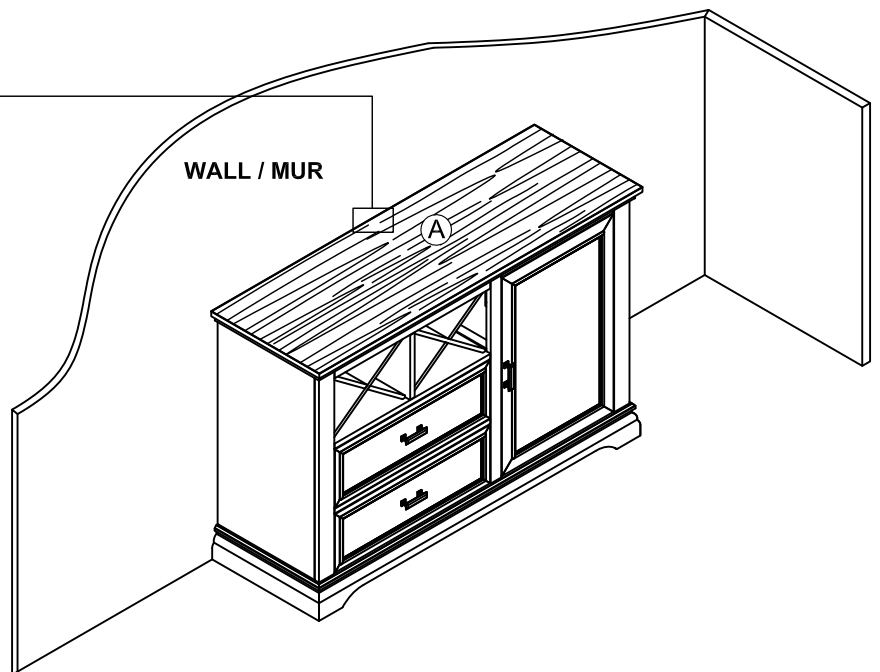


5108 - 40 / 5496 - 40
SERVER / DESSERTS



THE BACK OF SERVER / PANNEAU ARRIERE.

WALL / MUR



⚠ NOTE

Tipping Restraint hardware kit is included with this product. Refer to installation instruction in the hardware pack.

Anti-tipping hardware pack is at the back panel .

ASSEMBLY COMPLETED