

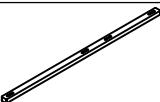









ASSEMBLY INSTRUCTION

ITEM NO: 5424-5-DRESSER W/ GLASS INSERT TOP
5424-6-MIRROR

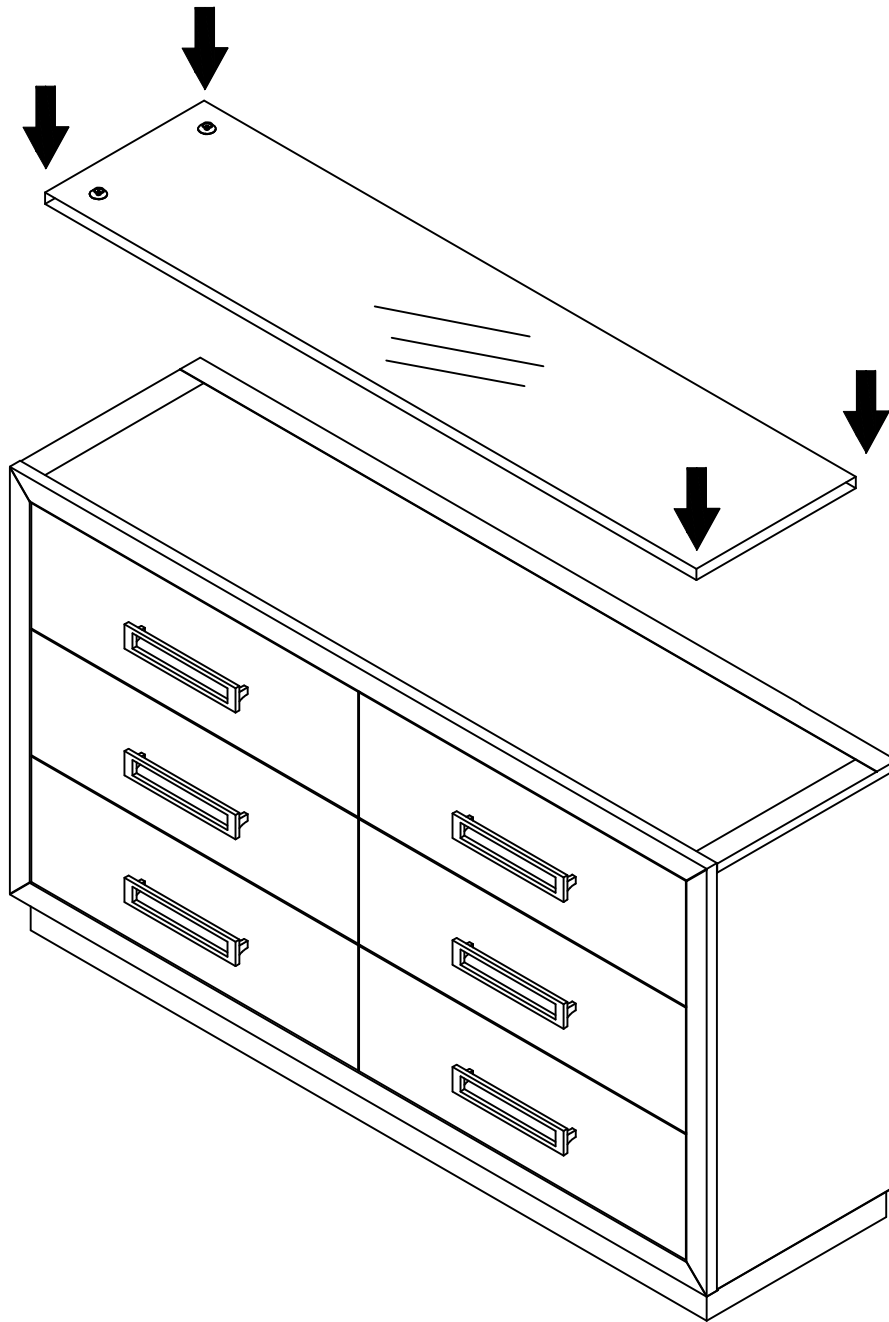
Thank you for purchasing this quality product. Be sure to check all packing material carefully for small parts that may have come loose inside the carton during shipment.

PART LIST			
NO.	Description	Sketch	Q'ty
A	DRESSER		1PC
B	MIRROR		1PC
C	MIRROR SUPPORT BAR (PACKED WITH MIRROR)		2PCS
D	GLASS TOP INSERT		1PC

HARDWARE PACK (IN 5424-6)				
NO.	Description	Sketch	Size	Q'ty
1	BOLT		1/4 " -18 *1/2"	8 PCS
2	FLAT WASHER		1/4"ID x 5/8"OD x 0.083"Tk	8 PCS
3	SPRING WASHER		1/4"ID x 25/64"OD x 0.049"Tk	8 PCS
4	ALLEN KEY		1/6"	1 PC
5	TIPPING RESTRAINT			1 SET
6	SUCTION CUP			2 PCS

ASSEMBLY INSTRUCTION

STEP 1



FRONT VIEW

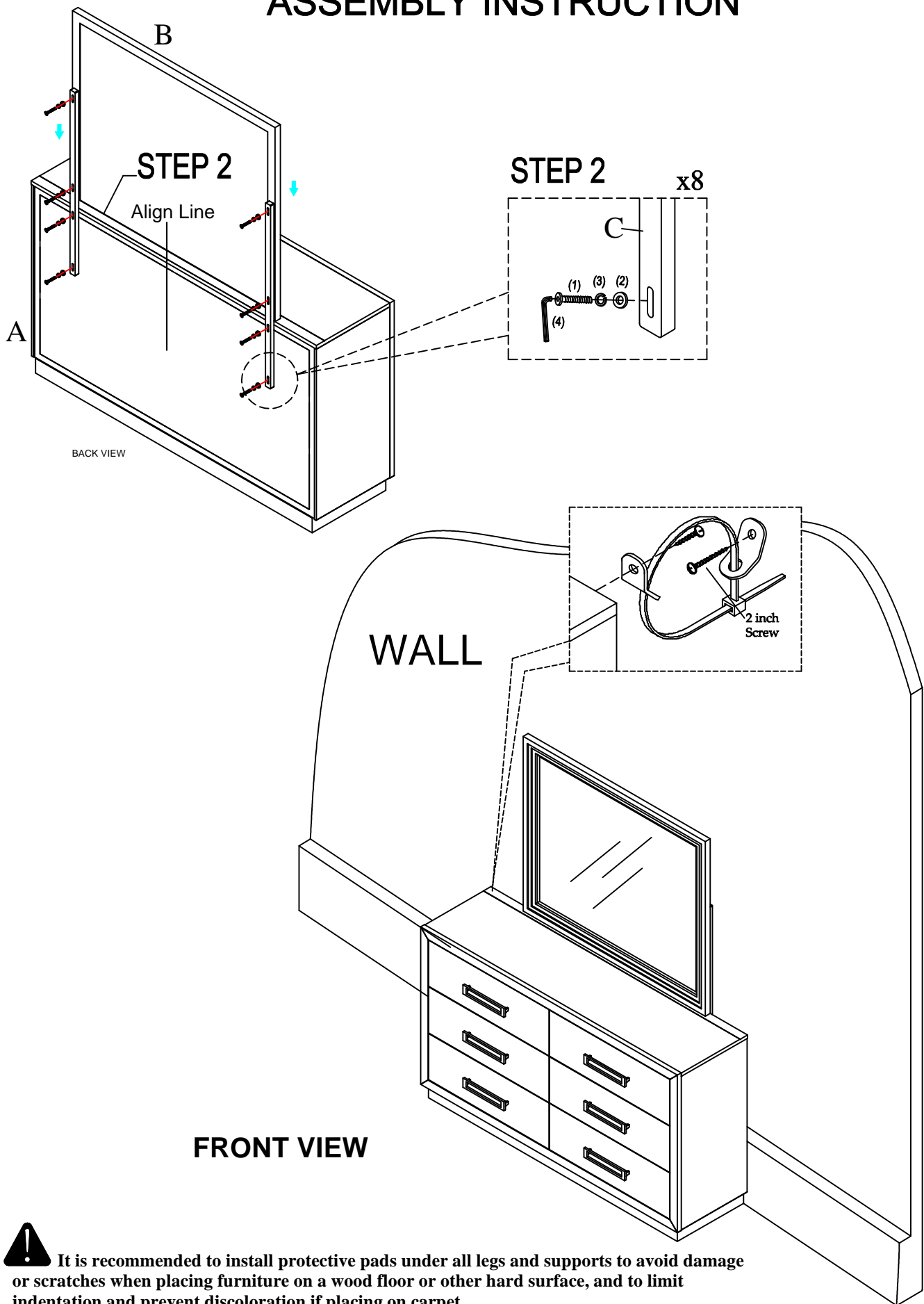


It is recommended to install protective pads under all legs and supports to avoid damage or scratches when placing furniture on a wood floor or other hard surface, and to limit indentation and prevent discoloration if placing on carpet.



Il est recommandé de placer des coussins protecteurs sous tous les pieds et toutes les bases des meubles pour éviter d'endommager ou d'égratigner les planchers en bois ou autres surfaces dures, et pour limiter l'empreinte et empêcher la décoloration quand les meubles reposent sur la moquette.

ASSEMBLY INSTRUCTION



! It is recommended to install protective pads under all legs and supports to avoid damage or scratches when placing furniture on a wood floor or other hard surface, and to limit indentation and prevent discoloration if placing on carpet.

! Il est recommandé de placer des coussins protecteurs sous tous les pieds et toutes les bases des meubles pour éviter d'endommager ou d'égratigner les planchers en bois ou autres surfaces dures, et pour limiter l'empreinte et empêcher la décoloration quand les meubles reposent sur la moquette.