



# Assembly Instruction

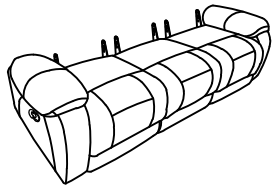
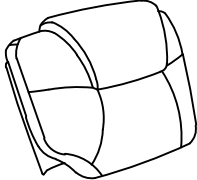


ITEM NO.: 8560PM-3  
Double Reclining Sofa



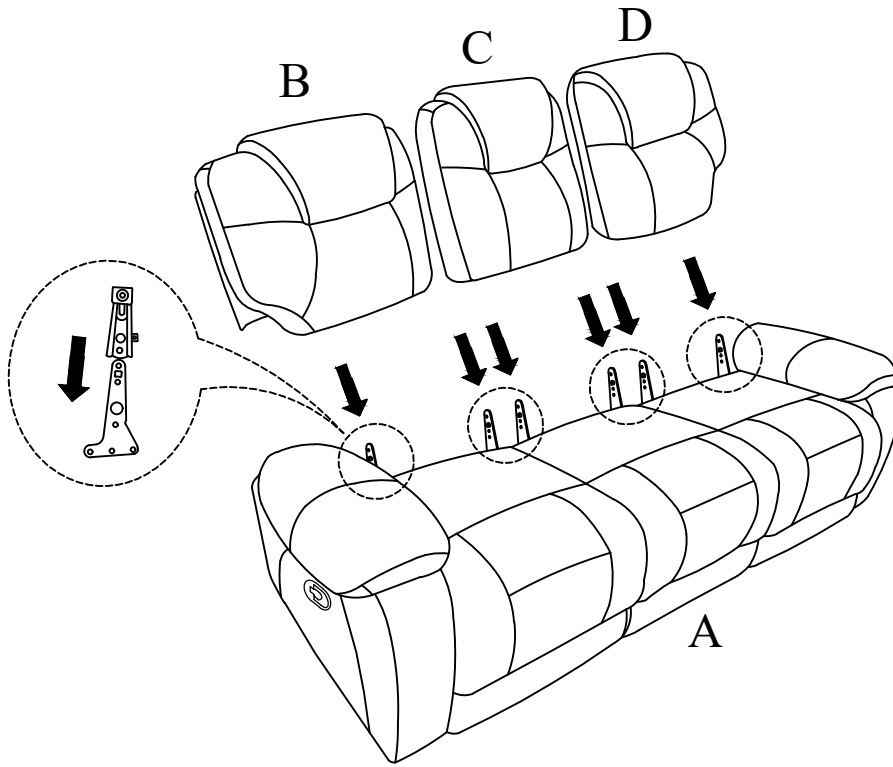
Back Rests are stored in the bottom of sofa,  
please take out it for assembly .

**Note:** Do not use power tools for assembly. Power tools increase the risk of over tightening which lead to splitting or cracking the wood.

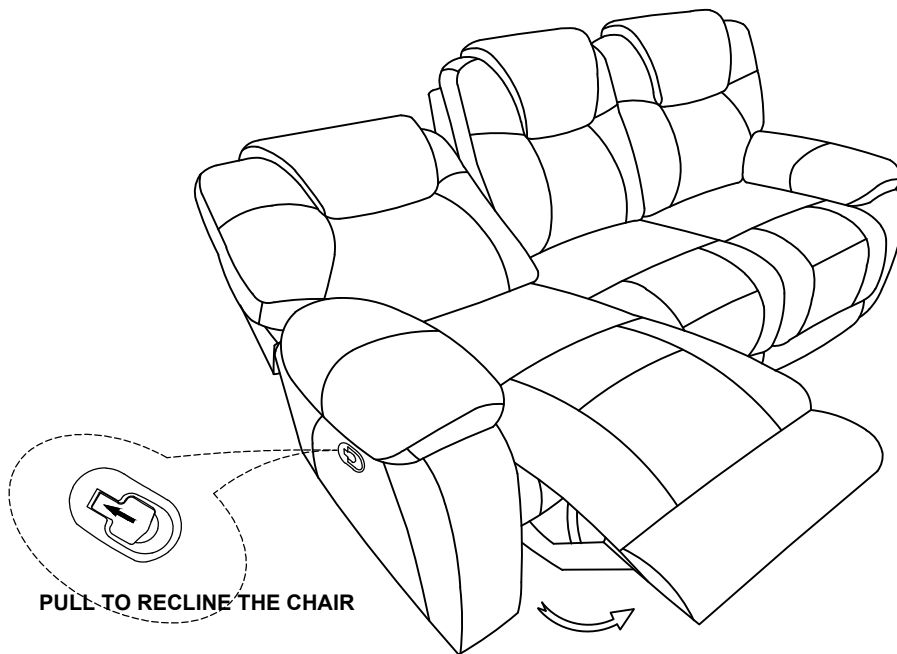
## Component list

No	Drawing	Qty	Description
A		1	SEAT
B		1	LSF BACK REST
C		1	MIDDLE BACK REST
D		1	RSF BACK REST

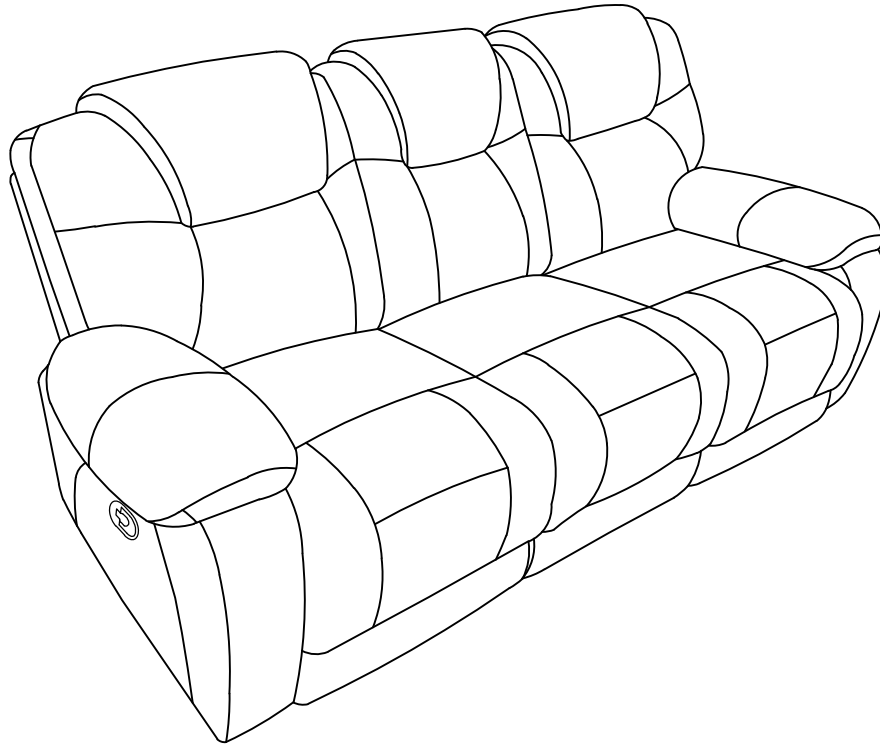
# Step #1



# Step #2



## Step #3



### **Care Instruction for Polished Microfiber Furniture:**

**In order to maintain the original appearance of your Polished Microfiber Furniture, please follow below simple care procedures:**

- **Avoid exposing furniture directly to sunlight or heating and air conditioning outlets. Sunlight and or exposure to heating and air conditioning outlets will fade/damage Polished Microfiber.**
- **Vacuum or wipe with a soft cloth to remove dust.**



**For items use on wooden floor, hard surfaces or carpets, it is recommended to install protective pads under all legs and supports to avoid/prevent from damages/scratches and discoloration.**